

## VeriMark™ Guard Setup Guide

Kensington takes pride in making our comprehensive installation guides easy to follow with simple illustrations and step-by-step instructions. This guide will walk you through setup and help you get to know your VeriMark™ Guard.



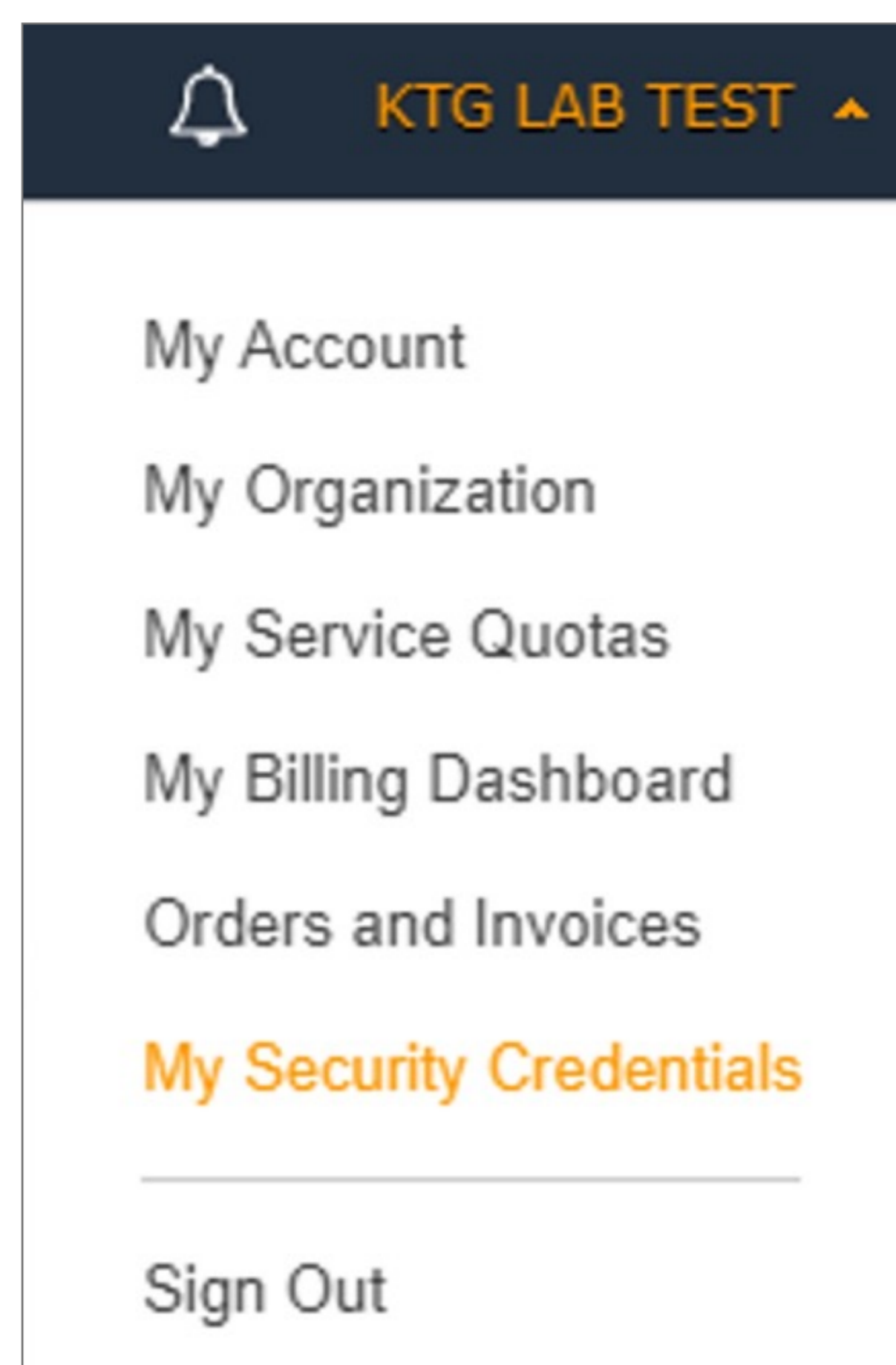
Please update operating system (Windows 10, Chrome OS and macOS) before setting up VeriMark™. If using an online service for WebAuthn make sure you use the latest browser version for (Edge, Chrome, Safari and Firefox.)

### VeriMark™ Guard Amazon Web Services Setup Guide

1. Sign in to the **IAM console** as the account owner by choosing **Root user** and entering your **AWS account** email address. On the next page, enter your **password**.

**Note:** If you see three text boxes, then you previously signed in to the console with **IAM user** credentials. Your browser might remember this preference and open this account-specific sign-in page every time that you try to sign in. You cannot use the IAM user sign-in page to sign in as the account owner. If you see the **IAM user sign-in page**, choose **Sign in using root user email** near the bottom of the page. This returns you to the main sign-in page. From there, you can sign in as the root user using your AWS account email address and password.

2. On the right side of the navigation bar, choose on your account name, and then choose **My Security Credentials**. If necessary, choose **Continue to Security Credentials**.

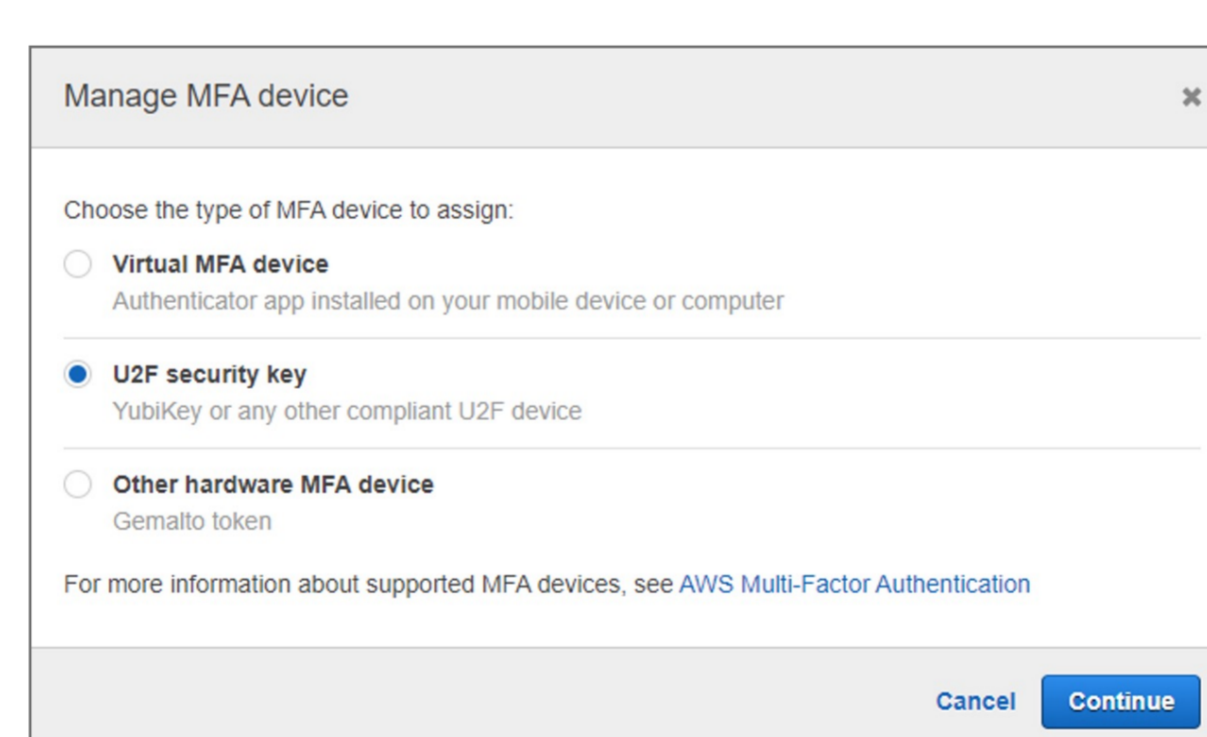


3. Expand the **Multi-factor authentication (MFA)** section.

4. Choose **Manage MFA** or **Activate MFA**, depending on which option you chose in the preceding step.

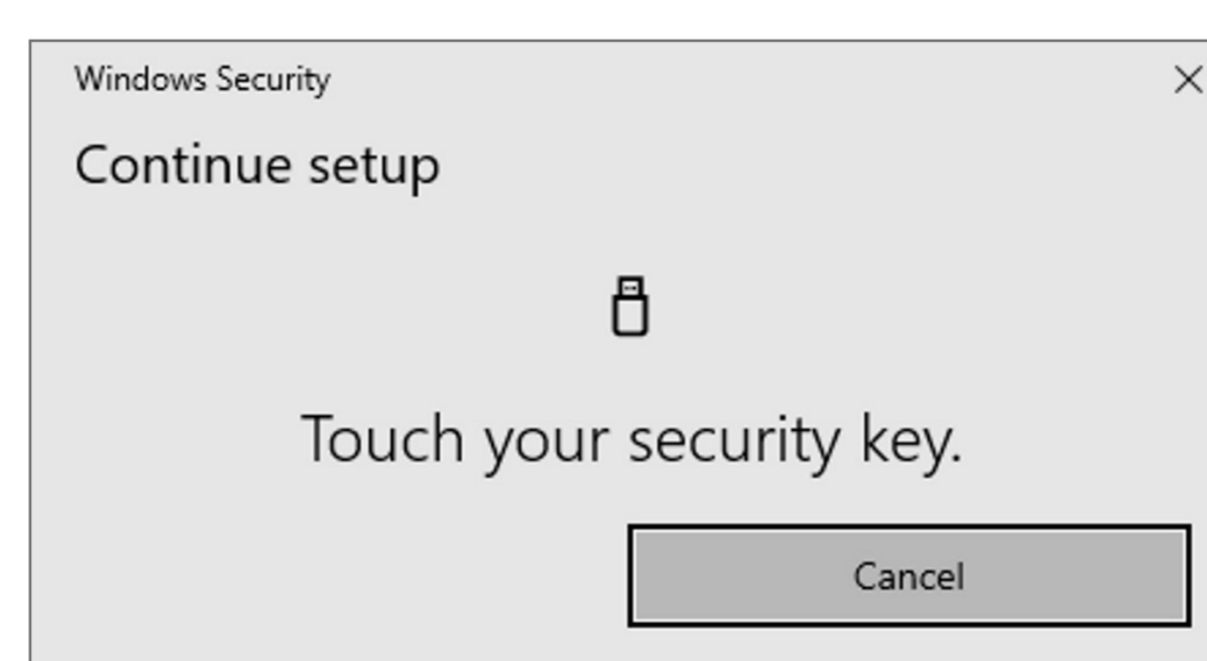
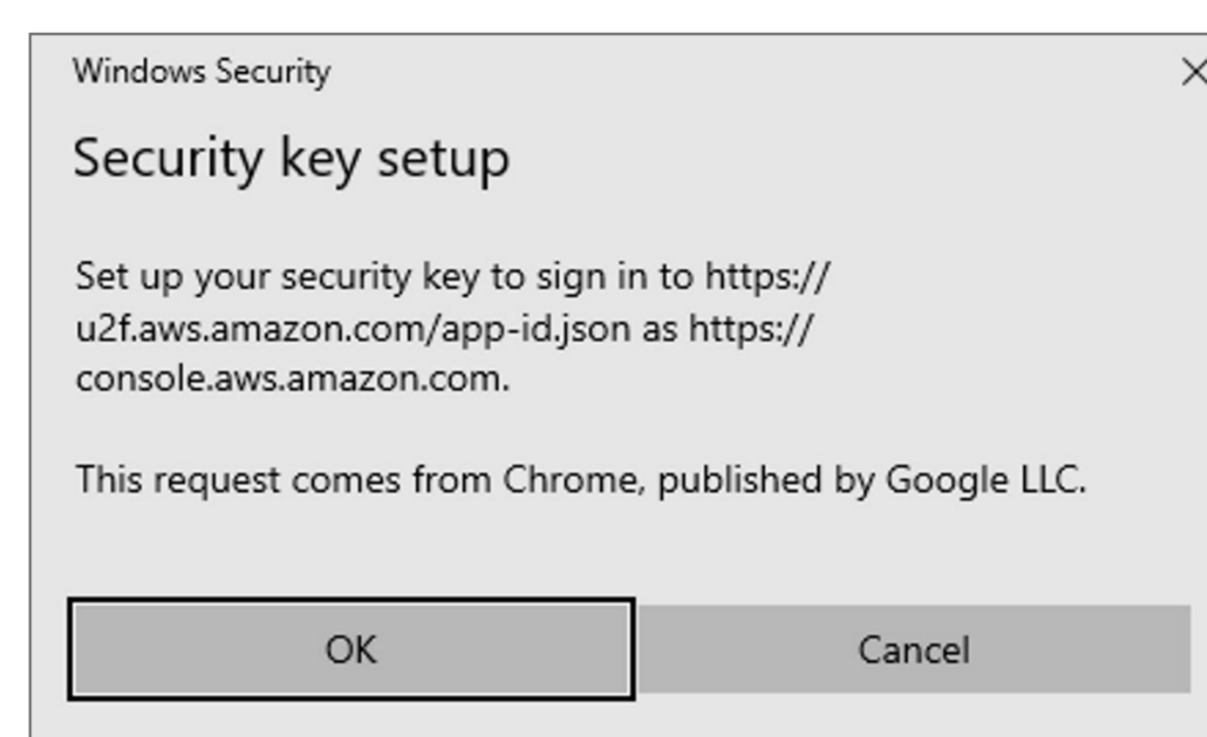


5. In the wizard, choose **U2F security key** and then choose **Continue**.



6. Insert the VeriMark™ security key into your computer's USB port

7. Press ok and follow the process and Tap the VeriMark™ security key



The VeriMark™ security key is ready for use with AWS. The next time you use your root user credentials to sign in, you must tap your VeriMark™ security key to complete the sign-in process

8. You are all set

